

BINGO Spring

These are the resources for making a Bingo game for 10 players. There are individual game cards for each player plus a set of picture cards for the teacher.

Set the printer to be Single sheets Single sided.

If you want the players to cover their bingo cards with matching pictures then you will need to print an extra 4 copies of the set of picture cards. (page 2 in this book)

You can easily modify this game for other topics by replacing each of the items in the set for another, so for example to make a set for matching food. Then systematically replace each item with the corresponding replacement.

E.g. Replace each occurrence of the Spring picture with the chosen replacement

Easter egg with cake






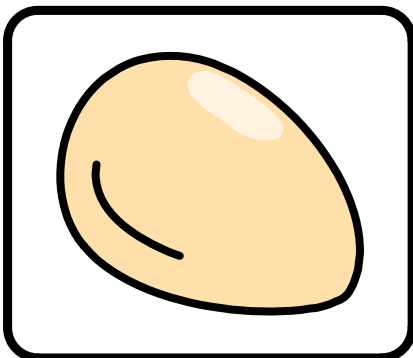









Spring with bun

Lamb with biscuit etc....


Tip: Print off First sheet of 15 pictures and replacement sheet for reference




Spring bingo - For 10 players make 4 copies of these cards, and one of each of the bingo cards.




card 1




card 2




card 3




card 4




card 5




card 6




card 7



card 8



card 9



card 10

